

**Indiana Firearms Violence Prevention Survey 2004:  
Final Report**

Prepared by:  
Indiana University Center for Survey Research

Sponsored by:  
Indiana Partnership to Prevent Firearm Violence  
July, 2004

## **Indiana Firearms Violence Prevention Survey 2004: Executive Summary**

The Indiana Firearms Violence Prevention Survey was conducted by the Indiana University Center for Survey Research in fall 2000 and again in winter 2004. The surveys were sponsored by the Indiana Partnership to Prevent Firearm Violence (IPPFV), located at Riley Hospital for Children in Indianapolis, Indiana. The project was funded by the Joyce Foundation and the Indiana University School of Medicine, Department of Pediatrics. The primary goals of the 2000 survey were to learn about the attitudes of Hoosiers and compare them to those of the nation. In 2004, the primary goals were to determine the current attitudes of Hoosiers regarding firearm safety and to compare their attitudes with the 2000 survey respondents. Both telephone surveys were conducted with randomly selected adults in households in Indiana. There were 1,019 interviews conducted in 2000 and 1,012 in 2004.

In 2004, 44.2 percent of Indiana households reported owning a gun, compared to 48.6 percent of households in 2000. Households reporting handgun ownership shows a similar change, with 25.8 percent of all Indiana households reporting owning a handgun in 2004, compared to 29.5 percent of households in 2000. However, caution should be used in interpreting differences of five percentage points or fewer, as these changes could be due to sampling.

As in 2000, several key differences between households with and without guns emerged. Survey participants who lived in households with guns are more likely to be Republican and characterize themselves as conservative than are those living in households without guns. Households with guns tend to be located in rural communities, and have higher household incomes than homes without guns. Households with and without guns are equally as likely to have children eighteen or younger.

Overall, there is increased support since 2000 for laws regulating the sale of firearms in Indiana, although support sometimes varies greatly between households with and without guns. The most popular legislation, currently supported by almost 90 percent of all Hoosiers who responded, would be to require background checks before firearms are sold at gun shows. Least favored, by 53 percent of all households, is an initiative that would allow only people with a special need such as police or private detectives to have concealed weapons. However, on this issue, there is a large difference in opinion between those who reported having a gun in their households and those living in households without guns. Although there is increased support since 2000 for most gun legislation, the differences in attitudes between households with and without guns prevail. Still, the majority of Indiana households with and without guns support a wide variety of legislative efforts to improve firearms safety and reduce gun violence.

## Introduction

Firearm safety is a critical public health issue for Hoosiers. According to the Center for Disease Control and Prevention, in 2001, firearms accounted for 729 deaths in Indiana. Of these, 59 were children and teenagers. The Indiana Partnership to Prevent Firearm Violence at Riley Children's Hospital (IPPFV) was established in October of 1999 to help reduce and prevent firearm violence in Indiana. The IPPFV receives counsel from an advisory board consisting of civic, faith-based, and governmental leaders and health, education, and mental health professionals from throughout the state. The executive committee is made up of physicians and researchers. This public opinion survey is only one of many activities the IPPFV will use in its strategic plans to reduce firearm violence.

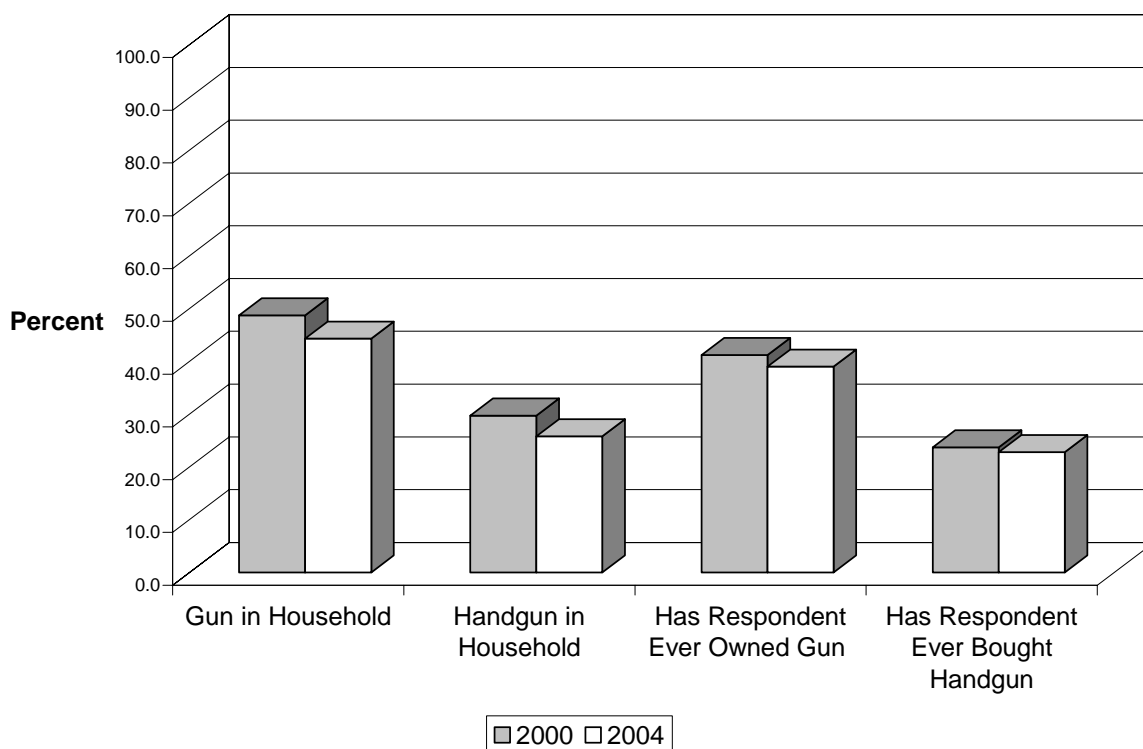
The IPPFV sponsored the Indiana Firearms Violence Prevention Survey, a telephone survey of adult Indiana residents. The survey was developed in cooperation with the IPPFV and conducted by the Indiana University Center for Survey Research in Bloomington, Indiana. It was first conducted in fall 2000 and again in winter 2004. The purpose of the surveys was to provide an accurate measurement of the opinions of Indiana residents regarding firearm issues such as safe storage, registration of firearms, and other firearm injury prevention measures. The results will be shared with Indiana policymakers and other violence prevention organizations.

Development and pretesting of the 2004 survey was completed in mid December 2003. Interviewing began on Monday, January 12 and was completed on Sunday, February 14, 2004. The questionnaire and procedures were similar to those used in the previous survey. A total of 1,012 interviews were completed with an average interview length of 15 minutes. A more complete description of the study methodology appears in Appendix A. The questionnaire used in the interview appears in Appendix B. The complete text of all verbal comments recorded by interviewers appears in Appendix C. All appendices are available from IPPFV upon request.

## Firearms in the Home

In 2004, 44.2 of households reported owning a gun, compared to 48.6 percent of households in 2000. Handgun ownership shows a similar change, with 25.8 percent of households reporting owning a handgun in 2004, compared to 29.5 percent of households in 2000. Gun ownership by the survey respondents shows a similar trend, but not to the same extent. In 2004, 39 percent of respondents reporting owning a gun at some point in time, compared to 41.2 percent of 2000 respondents. There was little difference between 2004 and 2000 for those reporting having ever purchased a handgun (22.8 percent and 23.7 percent respectively). Figure 1 compares gun ownership in Indiana in 2000 and 2004 for those households participating in the surveys.

**Figure 1: Gun Ownership Rates in Indiana, 2000 and 2004**

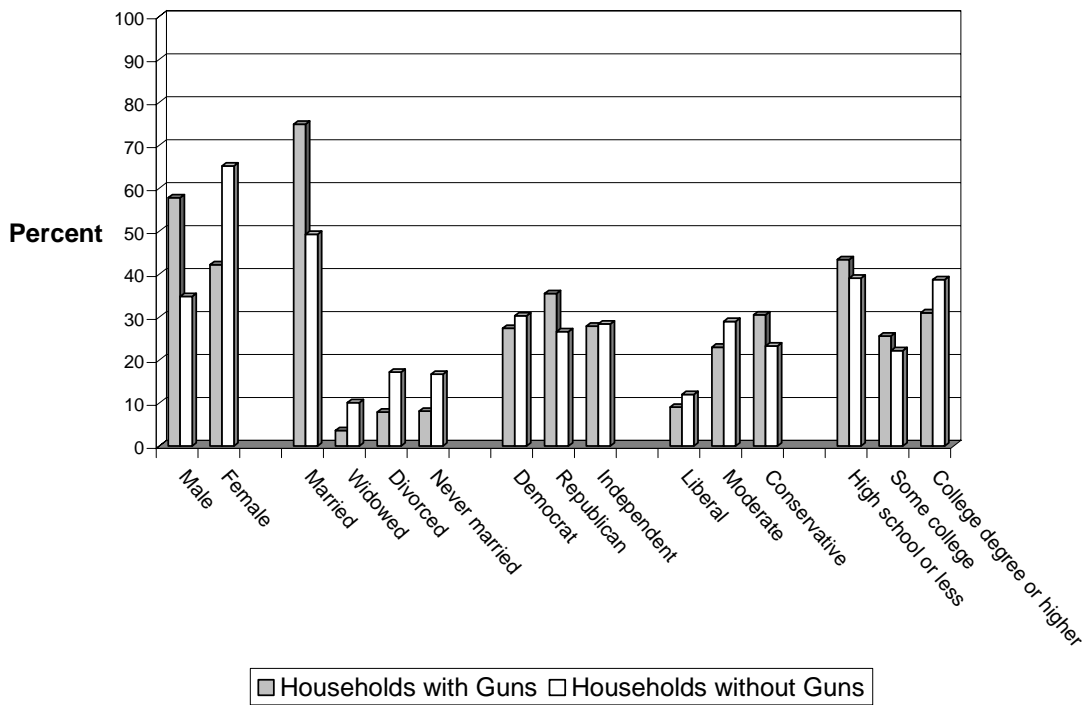


### *Characteristics of Households with and without Guns*

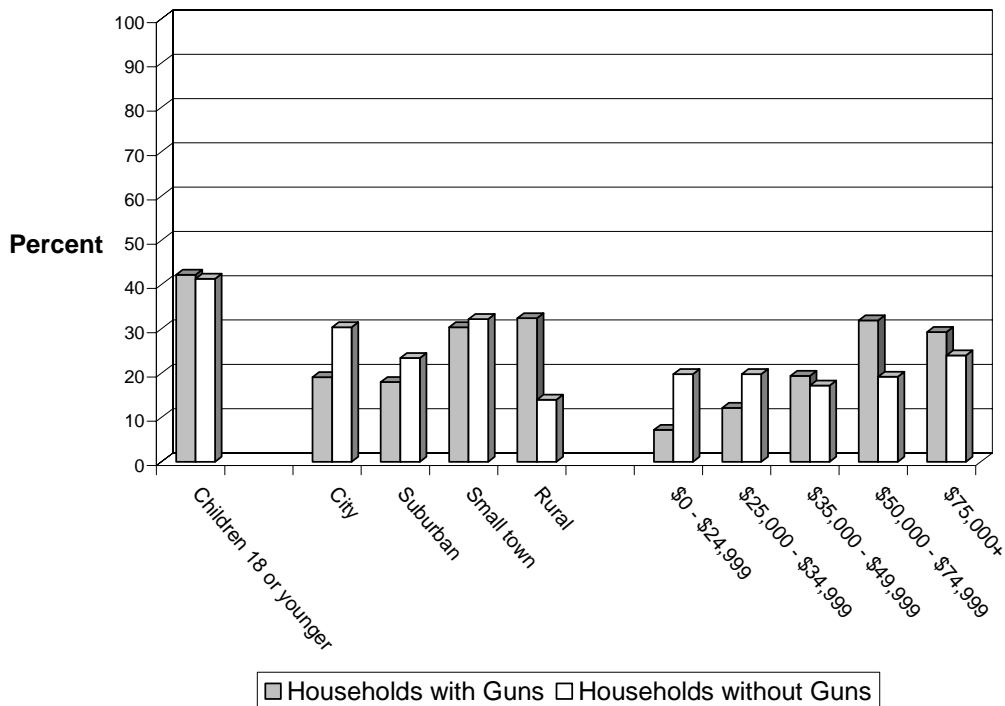
The 2004 survey reports several key differences between households with and without guns. Approximately 58 percent of male survey respondents reported having guns in their households, compared to 42 percent of female survey respondents. These percentages are the same as the 2000 survey. In both 2000 and 2004, gun ownership is related to political affiliation and ideologies. Indiana Republicans are more likely to have guns in their home than are Democrats or Independents. Hoosiers in households with guns are also more likely to describe themselves as conservative than are those in households without guns. There are also educational differences between survey participants who lived in households with and without guns. In both 2000 and 2004, survey respondents living in households without guns reported completing higher levels of education than those living in households with guns. About 39 percent of those surveyed in households without guns reported having twelve years of education or less and the same percentage reported having a college degree or higher. However, 43.4 percent of those surveyed in households with guns had twelve years of education or less compared to 31 percent with a college degree or higher.

As in 2000, households with guns have a much higher proportion of married couples than households without guns. One change from the earlier survey is that in 2004, households with and without guns are equally as likely to have children eighteen or younger. In both 2000 and 2004, households with guns are more likely to be located in rural communities and have higher household incomes than are households without guns. Figures 2A and 2B characterize households with and without guns in 2004.

**Figure 2A: Characteristics of Respondents in Households with and without a Gun, 2004**



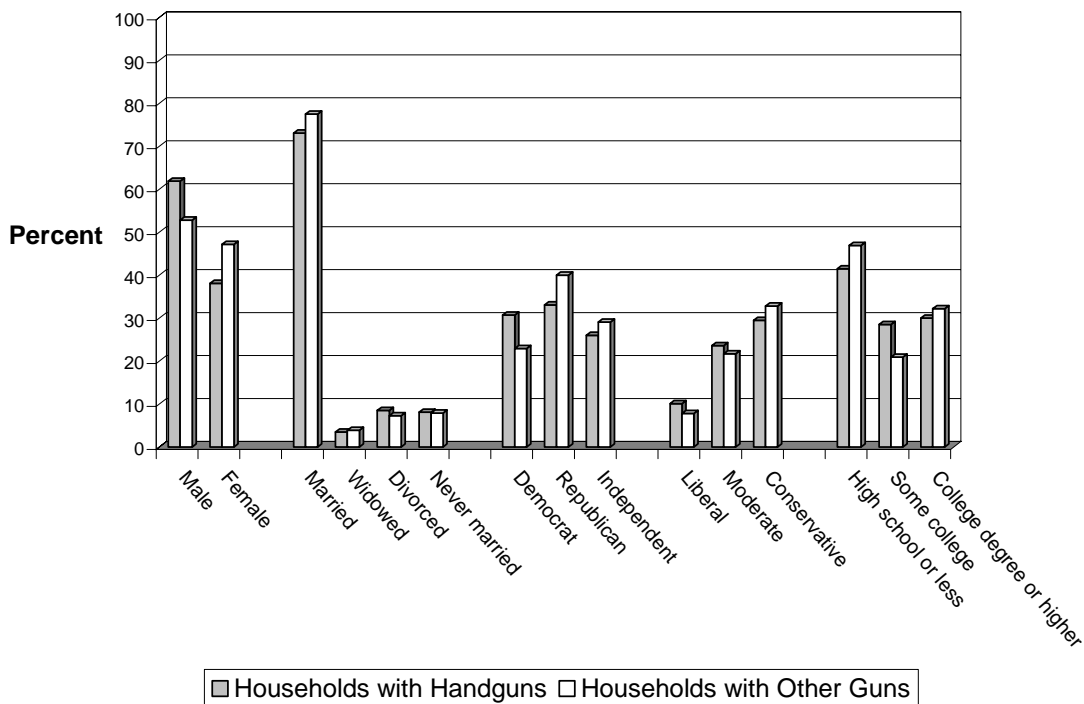
**Figure 2B: Characteristics of Households with and without Guns, 2004**



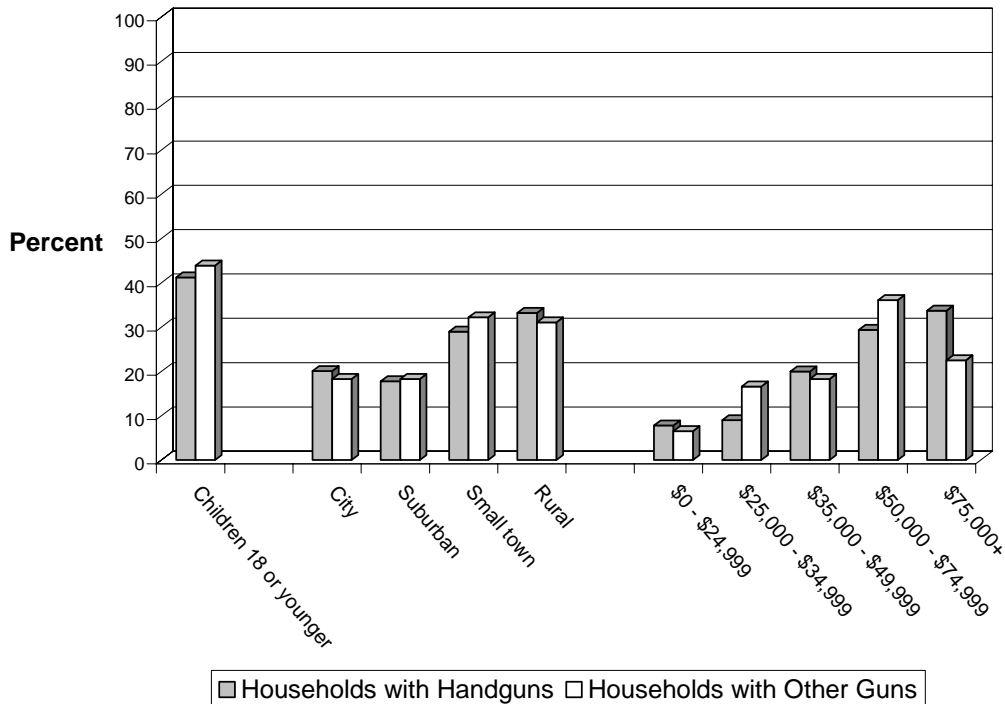
## Characteristics of Households with Handguns

Overall, 25.8 percent of Indiana households reported owning a handgun in 2004. Among households that owned guns, 58.4 percent owned a handgun. Households with handguns are demographically similar to households with other types of guns, but there are some interesting differences. Respondents in homes with handguns are equally as likely to report being Democrat as Republican (30.7 percent vs. 33.1 percent) whereas respondents in homes with other types of guns are more likely to describe themselves as Republican than Democrat (40 percent vs. 22.9 percent respectively). Households with handguns are also more likely to have incomes above \$75,000 than are households with guns other than handguns. Figures 3A and 3B characterize respondents and households having handguns versus other types of guns.

**Figure 3A: Characteristics of Respondents  
in Households with Handguns and Other Guns, 2004**



**Figure 3B: Characteristics of Households with Handguns and Other Guns, 2004**



**Regulation of Firearm Sales**

Similar to the 2000 survey, the majority of Indiana households surveyed in 2004 support a variety of legislative measures that would make the sale of firearms more selective. The majority of those who have guns in their homes support this legislation, though the legislation is more strongly supported by those without guns in their homes. The biggest change over the last few years is support for background checks for private gun sales, with 82.7 percent of all Hoosier households supporting this type of legislation in 2004, compared to 77.6 percent of Hoosiers in 2000. For the other five measures, support is statistically the same. Figure 4A characterizes overall support for firearm sales legislation in 2000 and 2004.

**Overall Household Support in 2004**

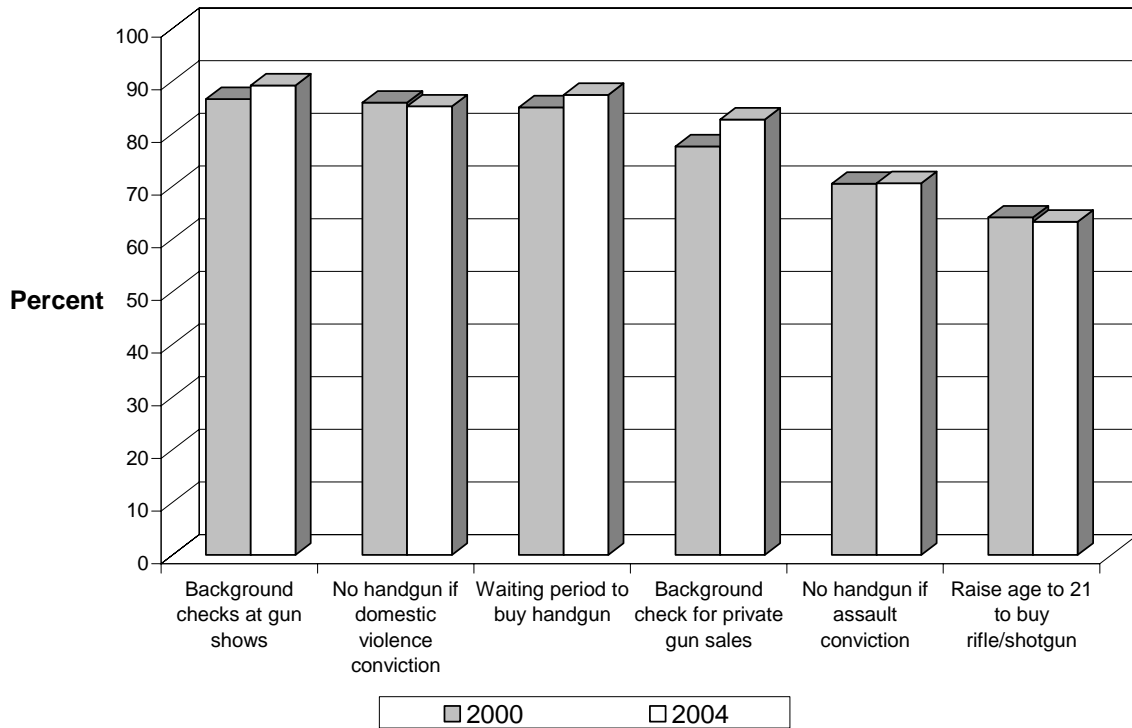
Currently it is possible for individuals to purchase guns at gun shows without the same background checks required when a gun is purchased at a retail store. The most popular legislation, supported by 89.2 percent of Hoosiers, would be to require background checks before firearms are sold at gun shows. In Indiana, as in other states, a private gun owner may legally sell a gun without proof that the buyer has passed a criminal history check. Legislation requiring private gun sales in Indiana to be subject to the same background check requirements as sales by licensed dealers is supported by 82.7 percent of survey respondents. More strongly supported is a law requiring a mandatory waiting period before being able to purchase a handgun, with 87.4 percent voicing support. Similarly, 85.2 percent of respondents support legislation prohibiting

the sale of handguns to those convicted of domestic violence. Legislation prohibiting the sale of handguns to those convicted of misdemeanor assault and battery, even if there had been no serious injury or lethal weapon involved, is supported by 70.6 percent of respondents. The least popular legislative issue asked of respondents dealt with increasing the minimum age to 21 for purchasing a rifle or shotgun. However, raising the legal age of purchase to 21 was supported by 63.3 percent of the respondents.

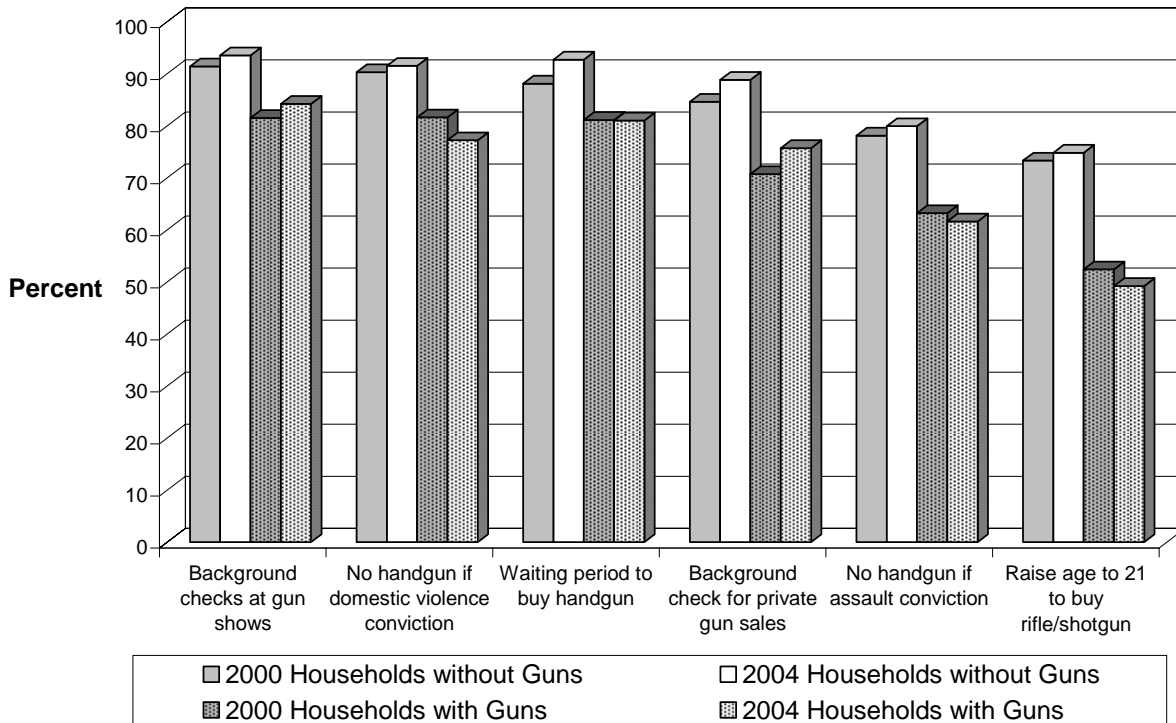
### *Differences in Households with and without Guns*

There were some changes in Hoosier attitudes regarding firearm legislation over the last few years, particularly when comparing households with and without guns. Overall, between 2000 and 2004, support for legislation regulating the sales of firearms has remained stable or slightly increased among those living in homes without guns. However, this is not the case in households with guns. While households with guns show increased support for background checks at gun shows and for private sales, support for other legislation has stabilized or decreased. Figure 4B characterizes the changes in attitudes for firearms sales legislation in households with and without guns. For two measures (background checks at gun shows and background checks for private sales) the differences in attitudes between households with guns and without guns has remained stable over the last few years. However, for the other four measures, between 2000 and 2004, the gap widened between households with and without guns.

**Figure 4A: Support for Firearms Sales Legislation in Indiana Households, 2000 and 2004**



**Figure 4B: Support for Firearm Sales Legislation in Indiana Households with and without Guns, 2000 and 2004**



## **Support for Gun Safety Legislation**

As in 2000, most respondents, including those with guns in their homes, support legislation promoting safety devices and procedures that lead to safer use and storage of firearms. In fact, overall support for these legislative measures has increased and ranges from 76.7 percent of households in 2000 supporting trigger locks to 86.1 percent of households in 2004 supporting unloading and locking away guns if children are in the household. Requiring safety training for new gun owners is also strongly supported, by 85.4 percent of respondents. Figure 5A characterizes overall support for various safety measures in 2000 and 2004.

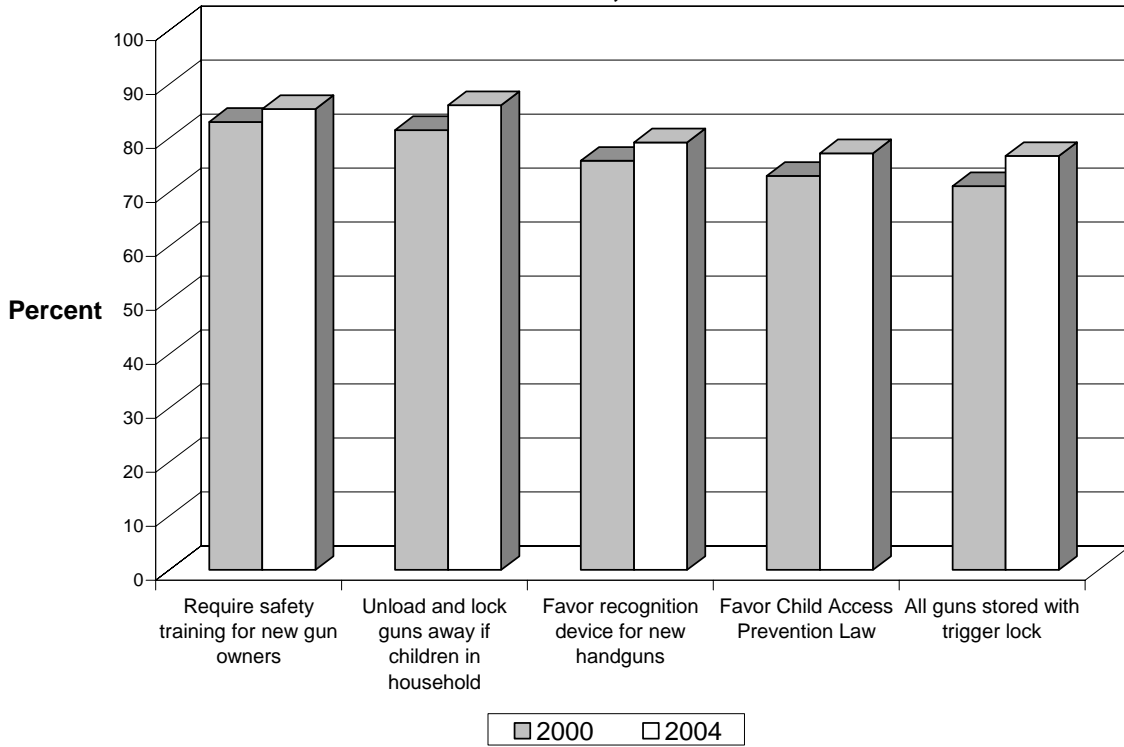
Handguns can have devices that recognize the gun owner and not fire for anyone else. For example, a gun may have a mechanism that prevents it from firing unless it comes into contact with a special ring that the shooter must wear. Such guns reduce the risk of a child or teenager shooting themselves or someone else. They also protect the gun owner if an attacker takes the gun away. The required use of such recognition devices is supported by 79.2 percent of respondents.

Some states have Child Access Prevention laws that subject adults to criminal or civil penalties if they fail to store their firearms to prevent access by children under 18. These laws may also make the parent liable for any injury or death resulting from their child's use of a firearm that was not properly secured. Having Child Access Prevention laws in Indiana is supported by 77.2 percent of Indiana households.

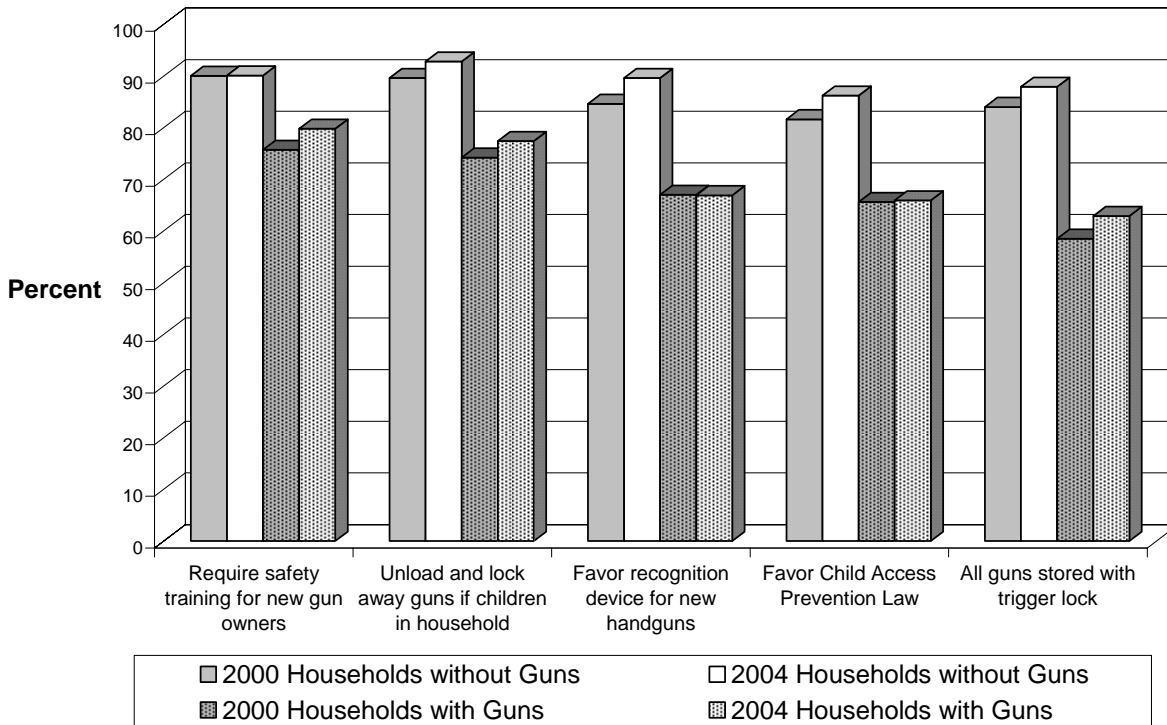
## ***Differences in Households with and without Guns***

As with the differing support for firearm legislation, there are differences between households with and without guns in regards to safety measures. Figure 5B characterizes the change in attitudes between 2000 and 2004 for households with and without guns. In regards to safety training for new gun owners, the difference in attitudes between households with and without guns decreased by 4 percentage points over the last few years. However, for two of the measures the differences in attitudes between households with and without guns remained the same (unload, and lock guns if kids present and stored guns should all have trigger locks). For two of the measures, the differences in attitudes between households with and without guns increased. In regards to support for recognition devices for new handguns, the difference in attitudes between households with and without guns increased 5.1 percentage points and by 4.3 percentage points for Child Access Prevention laws that would penalize parents if a child misuses a gun from the home.

**Figure 5A: Support for Gun Safety Legislation in Indiana Households, 2000 and 2004**



**Figure 5B: Support for Gun Safety Legislation in Indiana Households with and without Guns, 2000 and 2004**



## Support for Handgun Legislation

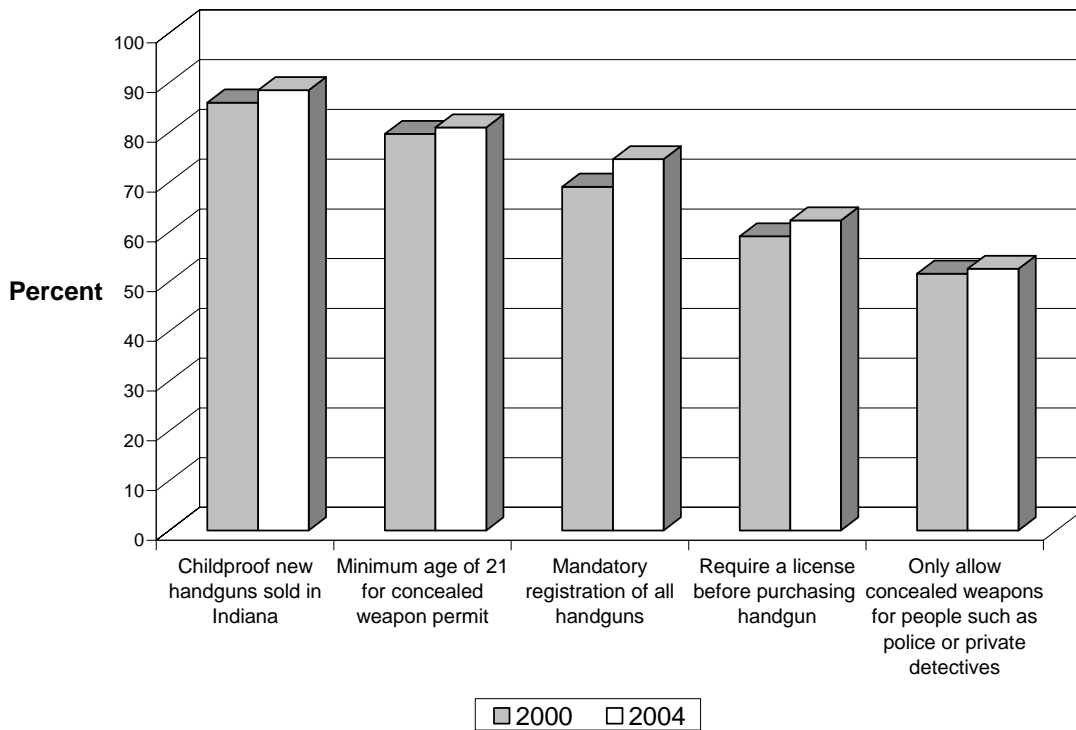
There is fairly strong support across all households for various measures specific to handguns. However, as in 2000, opinions in 2004 on some of this legislation vary widely when comparing the attitudes of those with guns in their home to those without guns. Figures 6A and 6B characterize attitude changes among responding households with and without guns in regards to various handgun measures.

Handguns can be made so that a young child's small hands cannot fire them. Legislation of this type, referred to as childproofing, is the most favored of all the handgun legislation of which respondents were asked. Over 80 percent of Hoosier households support legislation requiring childproofing of all new handguns sold in Indiana, regardless of whether they have guns in the home or not.

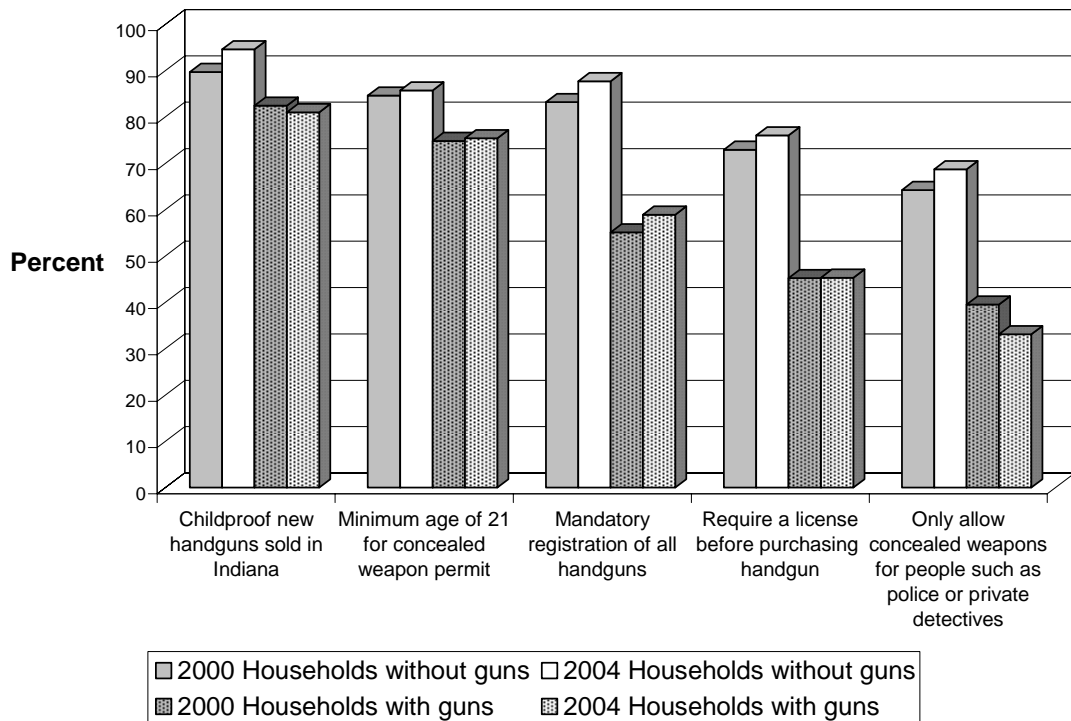
Under federal law, those under age 21 may not purchase handguns. However, under state law in Indiana, a permit to carry a concealed handgun may be obtained at age 18. Over 75 percent of Hoosier households support legislation raising the age for a concealed weapon permit to 21, regardless of whether they have guns in the home or not.

Support for other handgun legislation varies greatly between households with and without guns. Although 87.7 percent of households without guns support mandatory registration of handguns, only 58.9 percent of households with guns do so. There is a similar gap regarding a requirement for a license before purchasing a handgun, with 76 percent of households without guns supporting such a measure, compared to 45.3 percent of households with guns. The largest distinction is in regards to only allowing people with a special need such as police or private detectives to have concealed weapons, with 68.7 percent of households without guns supporting such a measure compared to 33.1 percent of households with guns. For this issue, the change in the attitude gap between households with and without guns increased by 10.9 percentage points between 2000 and 2004. For the other types of gun measures, the attitude gap between households with and without guns is not decreasing, but is either remaining stable or slightly increasing.

**Figure 6A: Support for Handgun Legislation in Indiana Households, 2000 and 2004**



**Figure 6B: Support for Handgun Legislation in Indiana Households with and without Guns, 2000 and 2004**

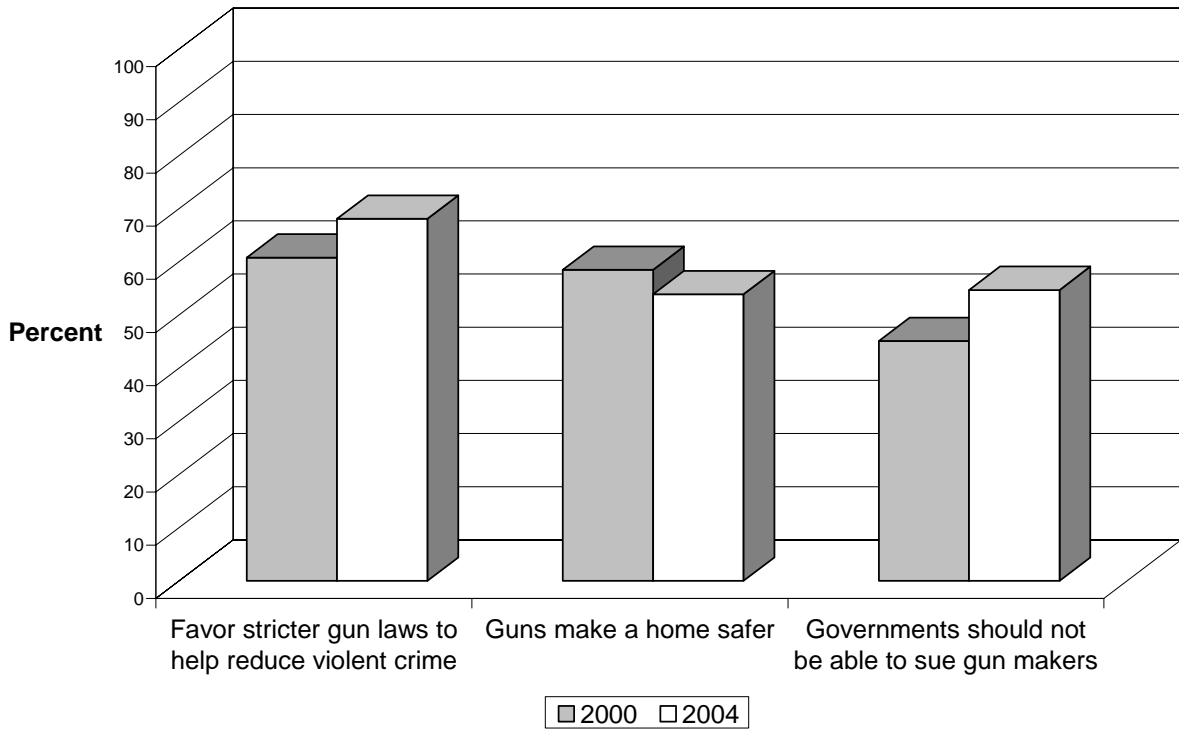


## Attitudes about Guns and Society

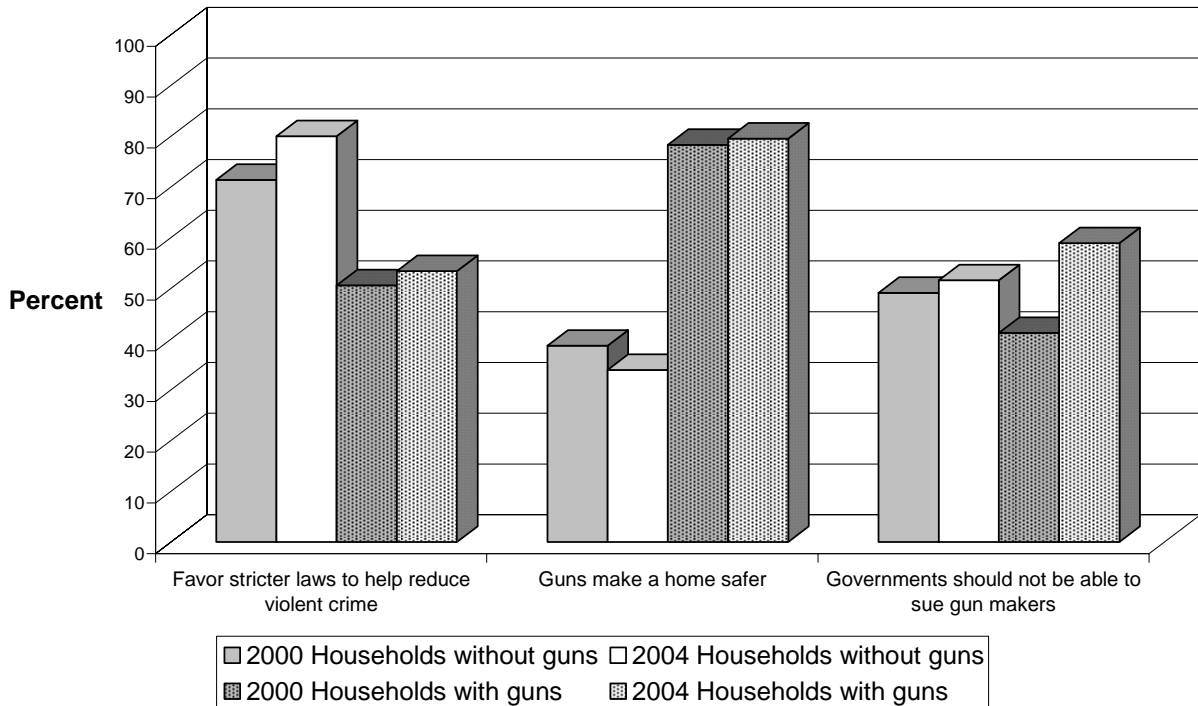
Overall, respondents in 2004 feel that stricter gun laws would be helpful in reducing violent crime. However, more people who do not have a gun in their home believe this than do those with a gun in the home (80 percent vs. 53.4 percent, respectively). While over half of all Hoosier households believe guns make a home safer, there is large difference on this issue between those with guns in their home and those without guns (79.5 percent vs. 33.9 percent respectively). Since 2000, there is an increase in the attitude gap between households with and without guns of roughly six percentage points for each of these issues.

In both 2000 and 2004, a question was asked regarding whether city and county governments should be able to sue gun makers. In 2000, about equal numbers of households with and without guns supported such a measure. In 2004, there was decreased support in households with guns and increased support in households without guns. However, caution should be used in interpreting these results as the wording of the question was altered and it is not known how this affected responses. Figures 7A and 7B characterize the opinions of respondents on the above three issues.

**Figure 7A: Opinions on Guns and Legislation in Indiana Households, 2000 and 2004**



**Figure 7B: Opinions on Guns and Legislation in Indiana Households with and without Guns, 2000 and 2004**



## Conclusions

This report shows overall trends in gun ownership and support of various gun measures. In 2004, 44.2 percent of households reported owning a gun, compared to 48.6 percent in 2000. Handgun ownership shows a similar trend, with 25.8 percent of all households reporting having a handgun in 2004, compared to 29.5 percent in 2000. In general, support for various gun legislation measures has increased since 2000, but the support sometimes varies greatly between respondents in households with and without guns.

Survey participants who lived in households with guns are more likely to be Republican and characterize themselves as conservative than those living in households without guns. Households with guns also tend to be located in rural communities, and have a higher household income than homes without guns. Households with and without guns are equally as likely to have children eighteen or younger. Households with handguns are similar to households with other types of guns, although households with handguns report higher incomes than those households that have guns other than handguns.

Support for various firearm legislative measures has generally increased over the last four years, particularly when looking at all survey participants. However, support for some of these measures varies greatly between those with guns in their homes and those without guns. In some cases, support for gun regulations has increased in households without guns and decreased in households with guns. Moreover, the difference in attitudes across all issues between households with and without guns is not narrowing; for some issues, it is becoming stable or getting wider.

Some measures are widely supported by households with and without guns. For example, background checks at gun shows and for private sales, a mandatory waiting period before purchasing a handgun, refusing handguns to those convicted of domestic violence, required safety training for new gun owners, unloading and locking guns if children are in the household, childproofing new guns sold in Indiana, and raising the age to 21 for concealed weapons permits are supported by at least 75 percent of survey respondents, regardless of whether there is a gun in the household.

Hoosiers are deeply divided on several gun-related issues. The largest difference in attitude between households with and without guns is in regards to the basic issue of whether guns make a home safer. In households with guns, 79.5 percent agree with this statement compared to 33.9 percent of those living in households without guns. There is also a large divide between households with and without guns regarding the following six issues: storing all guns with a trigger lock, mandatory registration for handguns, stricter laws to help reduce violent crime, raising the age to 21 for rifle or shotgun purchases, stricter handgun restrictions such as requiring a license before purchasing a handgun, and only allowing people with a special need such as police or private detectives to have concealed weapons. Households with and without guns differ by at least 25 percentage points in their support. However, with the exception of these last three issues, the majority of households with and without guns support a wide variety of gun legislative and safety issues.

Caution should be used in interpreting differences of five percentage points or fewer, as these changes could be due to sampling. While many differences and changes are not large, they indicate trends. The survey data indicate that the attitude gap between households with and without guns is not narrowing, but is sometimes stabilizing or increasing. However, the majority of households with and without guns support a wide variety of legislative efforts to improve firearms safety and reduce gun violence.

## Appendix A: Indiana Firearms Violence Prevention Survey Methods

Indiana Firearms Violence Prevention Survey  
Indiana University Center for Survey Research (CSR)  
January – February 2004

### Study Overview

The Indiana Partnership to Prevent Firearm Violence (IPPFV) sponsored the Indiana Firearms Violence Prevention Survey, a telephone interview of adult Indiana residents. The survey was developed in cooperation with the IPPFV and conducted by the Center for Survey Research (CSR) in Bloomington, Indiana. The purpose of the survey was to provide an accurate measurement of the opinions of Indiana residents regarding firearm issues such as safe storage, registration of firearms, and gun control measures. The results will be used to inform Indiana policymakers during the development of Indiana Firearms Violence Prevention initiatives.

This is the second time the CSR conducted this survey. The first instance was in the fall of 2000. The survey was pretested on Monday, December 15, 2003. Very few changes were made as the questions were substantially similar to the first survey of 2000. Production began on Monday, January 12, 2004. The survey was completed on Sunday, February 15, 2004. The average interview length was 15.2 minutes.

### CSR Interviewing Facilities and Procedures

The data were collected by telephone using the University of California Computer-Assisted Survey Execution System (CASES). Interviews were conducted from:

9:00 AM - 10:00 PM, Monday - Friday;  
9:00 AM - 1:00 PM, Saturday;  
1:00 PM - 10:00 PM, Sunday.

The data collection staff included 6 supervisors and 61 interviewers. All interviewers received at least 15 hours of training in interviewing techniques before production interviewing. Interviewers received 2 hours of training specific to the survey. Interviewers were instructed to read questions and response categories at a two-words-per-second pace. Interviewers were also instructed to use neutral probes and feedback phrases.

Audio and visual monitoring was regularly conducted by the telephone survey supervisors using the CSR facilities, which do not allow the interviewers to know they are being monitored. Monitoring was conducted randomly, with each interviewer being monitored at least once during each 3-hour shift.

All cases with confirmed valid telephone numbers were called up to 20 times, unless the household refused or we had insufficient time before the end of the study. Cases with unknown validity (persistent no answers or answering devices) were called a minimum of 8 times, with

calls made during the morning, afternoon, evening, late evening (after 9 pm) and weekend. The CSR attempts to convert each "refusal" twice. When possible, a conversion attempt is made at the first instance of refusal and a second attempt is usually made after a few days.

### **Some Characteristics of the Sample**

The telephone numbers were randomly generated using the Genesys list-assisted method. This method allows for unpublished numbers and new listings to be included in the sample. After selecting a random sample of telephone numbers, the numbers were matched to a database of business and non-working numbers. All matches were subsequently purged from the original sample. The sample was statewide. At each residential telephone number we randomly selected a respondent from all household members age 18 or older.

### **Information Regarding Sources of Sample Survey Error**

As with all sample surveys, there is the possibility of sampling error. The sampling error for this survey is not yet determined. Sampling error does not take into account other possible sources of error that can occur in any study of public opinion. For example, findings may be influenced by events which take place while the survey is in the field. Events occurring since the time the interviews were conducted could have changed the opinions reported here. Changing the wording of questions and the sequence in which they are asked can produce different results. Sometimes questions are inadvertently biased or misleading. And people who responded to the survey may not necessarily replicate the views of those who refused to be interviewed or who could not be found at home during the time the survey was conducted. Moreover, while every precaution has been taken to make these findings completely accurate, other errors may have resulted from the various practical difficulties associated with taking any survey of public opinion.

## Confidence Ranges for Variability Attributable to Sampling\*

Sample Size	<i>Percentage of Sample With Characteristic</i>				
	5/95	10/90	20/80	30/70	50/50
35	7	10	14	15	17
50	6	8	11	13	14
75	5	7	9	11	12
100	4	6	8	9	10
200	3	4	6	6	7
300	3	3	5	5	6
500	2	3	4	4	4
1000	1	2	3	3	3

NOTE: Chances are 95 in 100 that the real population figure lies in the range defined by  $\pm$  number indicated in table, given the percentage of sample reporting the characteristic and the number of sample cases on which the percentage is based.

\*This table describes variability attributable to sampling. Errors resulting from nonresponse or reporting errors are not reflected in this table. In addition, this table assumes a simple random sample. Estimates may be subject to more variability than this table indicates because of the sample design or the influence of interviewers on the answers they obtained; stratification might reduce the sampling errors below those indicated here.

---

Floyd J. Fowler, Jr, *Survey Research Methods, second edition; 1993 page 31*

### Final Disposition Summary

The following table classifies every case according to its final disposition and by sample type. These dispositions are based on the guidelines for Final Disposition Codes for RDD Surveys established by the American Association for Public Opinion Research (AAPOR) Standard Definitions for Final Dispositions of Case Codes, 1998.

Using AAPOR's RR3 (Response Rate 3 formula), we calculated the response rate as .348 (34.8%).

<b>Interview</b>	
Completed interviews	1012
Partial interviews	0
<b>Total Interviews:</b>	<b>1012</b>
<b>Eligible, Non-Interview</b>	
Refusal	926
Respondent never available	349
Physically or mentally unable/incompetent	22
Language problem	37
Break-off (Refused after starting interview)	35
Respondent away duration of the survey	2
Telephone answering device (message confirms housing unit)	19
<b>Total Eligible, Non-Interviews:</b>	<b>1390</b>
<b>Unknown Eligibility, Non-Interview</b>	
No answer	349
Always busy	31
Telephone answering device (unknown if housing unit)	176
Technical phone problems (line/circuit problems)	129
Barrier (privacy manager)	6
<b>Total Unknown Eligibility, Non-Interviews:</b>	<b>691</b>
<b>Not Eligible</b>	
Non-working/disconnected number	422
Temporary non-working/disconnected number	13
Fax/data line	205
Business, government office, other organization	170
Number change	46
Cell phone	28
Institution, group quarters	14
Seasonal residence (no one lives in household 6 months out of year)	0
No eligible respondent (no one over 18 in household, etc)	5
Out of sample (not in the state of Indiana)	2
Pager number	2
<b>Total Not Eligible:</b>	<b>907</b>
<b>Total Sample:</b>	<b>4000</b>

### CSR Staff Contacts

Heather Terhune was the project manager for the Indiana Firearms Violence Prevention Survey. John Kennedy is the CSR director, Nancy Bannister is the associate director, Kevin Tharp is the field technology director, and Katy Mabbit is the field production director for the telephone interviewing facility. Further information regarding this study is available by writing to the Center for Survey Research, 1022 East Third Street, Bloomington, IN 47405, or by calling (812) 855-2506. This report conforms to the standards of disclosure of the National Council on Public Polls and the American Association for Public Opinion Research.

## Appendix B: The Survey Questionnaire

### **communit**

First, how would you describe the community where you live?

Would you say it is a city, a suburban area, a small town, or a rural area?

- 1 city
- 2 suburban area
- 3 small town
- 4 rural area
- 8 don't know
- 9 refuse

### **born**

In what year were you born?

1900-1986

9998 don't know

9999 refuse

### **age**

AGE RECODE

- 1 18 - 29
- 2 30 - 44
- 3 45 - 64
- 4 65 or older
- 8 don't know
- 9 refuse

### **people**

How many people, including yourself and any children, live in your household?

1

*skip to introduc*

2-10

98 don't know

99 refuse

*skip to introduc*

**childrn1**

How many children, age 17 or younger, live in your household?

0-10

*if no children, skip to introduc*

98 don't know

99 refuse

*skip to introduc*

**childrn2**

How many of these children, if any, are age 12 or younger?

0-10

98 don't know

99 refuse

**childn2a**

Is this child age 12 or younger?

1 yes

2 no

8 don't know

9 refuse

**childrn3**

Are you the parent or guardian of the child/children living in your household?

1 yes

2 no

8 don't know

9 refuse

**introduc**

Throughout this interview, we will be asking questions about firearms, gun control, and the regulation of firearms. We realize the issues are complex and many people have strong feelings about them. However, to accurately present the variety of opinions among Indiana residents to policymakers, it is important that we ask some difficult questions.

**gun1**

Do you (or anyone else in your household) currently have any guns in your home, car, or garage?

- 1     yes
- 2     no  
      *skip to gun4*
- 7     have one at work, in lock box, storage off home property (VOL)  
      *skip to gun4*
- 8     don't know  
      *skip to gun4*
- 9     refuse  
      *skip to gun4*

**gunhelp**

DEFINE IF NEEDED: By gun we mean handguns, pistols, rifles or shotguns. Please do not include BB or pellet guns. Collector's guns, whether they are in working order or not, should be included.

**gun2**

How many guns, total, do you have in your home, car, or garage?

- 1-30
- 98    don't know
- 99    refuse

**gun3**

Are any of them handguns? (Is it a handgun?)

- 1     yes
- 2     no
- 8     don't know
- 9     refuse

**gun4**

Have you ever owned a gun, that is had a gun that belonged to you personally?

- 1     yes
- 2     no
- 8     don't know
- 9     refuse

**gun5**

Have you, personally, ever purchased a handgun?

- 1      yes
- 2      no
- 8      don't know
- 9      refuse

**child**

Next, we will ask about your opinion on issues involving firearms and children.

**child1**

Please tell me how much you agree or disagree with the following statement.

Gun owners with children under 18 living in their home should be required by law to store all guns unloaded and locked away.

Do you strongly agree, somewhat agree, somewhat disagree, or strongly disagree?

- 1      strongly agree
- 2      somewhat agree
- 3      somewhat disagree
- 4      strongly disagree
- 8      don't know
- 9      refuse

**child2**

Some states have Child Access Prevention laws that subject adults to criminal or civil penalties if they fail to store their firearms to prevent access by children under 18. These laws may also make the parent liable for any injury or death resulting from their child's use of a firearm that was not properly secured.

How much do you favor or oppose a similar Child Access Prevention law in Indiana?

Do you strongly favor, somewhat favor, somewhat oppose, or strongly oppose?

- 1      strongly favor
- 2      somewhat favor
- 3      somewhat oppose
- 4      strongly oppose
- 8      don't know
- 9      refuse

**child3**

Currently, the minimum age for purchasing a rifle or shotgun in Indiana is 18. How much do you favor or oppose raising the minimum age to 21?

Do you strongly favor, somewhat favor, somewhat oppose, or strongly oppose?

- 1 strongly favor
- 2 somewhat favor
- 3 somewhat oppose
- 4 strongly oppose
- 8 don't know
- 9 refuse

**child5**

Do you feel your children are (child is) more safe or less safe playing in (hanging out in) or visiting a house that you know has a gun, or doesn't it make a difference?

- 1 more safe
- 2 less safe
- 3 doesn't make a difference
- 8 don't know
- 9 refuse

**views1**

Currently, Indiana does not require a license for purchasing or owning a handgun. However, Indiana does require that a person pass a criminal history background check, performed immediately on site, before purchasing a handgun from a licensed dealer.

Do you think the legal restrictions on the sale and ownership of handguns in Indiana should be more strict, less strict, or stay the same?

- 1 more strict
- 2 less strict
- 3 stay the same
- 8 don't know
- 9 refuse

**views2**

How much do you favor or oppose having a mandatory waiting period for all people wanting to purchase a handgun in Indiana?

Do you strongly favor, somewhat favor, somewhat oppose, or strongly oppose?

- 1 strongly favor
- 2 somewhat favor
- 3 somewhat oppose
- 4 strongly oppose
- 8 don't know
- 9 refuse

**views3**

In most states, including Indiana, a private gun owner may legally sell his or her gun without proof that the buyer has passed a criminal history check. How much do you favor or oppose a law that would require private gun sales in Indiana to be subject to the same background check requirements as sales by licensed dealers?

(Do you strongly favor, somewhat favor, somewhat oppose, or strongly oppose?)

- 1 strongly favor
- 2 somewhat favor
- 3 somewhat oppose
- 4 strongly oppose
- 8 don't know
- 9 refuse

**views4**

How much do you favor or oppose a law in Indiana that would require mandatory background checks of all people who buy guns at gun shows?

(Do you strongly favor, somewhat favor, somewhat oppose, or strongly oppose?)

- 1 strongly favor
- 2 somewhat favor
- 3 somewhat oppose
- 4 strongly oppose
- 8 don't know
- 9 refuse

**views5**

In most states, including Indiana, persons convicted of assault and battery where there was no serious injury or lethal weapon involved are still able to purchase handguns.

Do you think persons convicted of such crimes SHOULD or SHOULD NOT be able to purchase handguns in Indiana?

- 1 should
- 2 should not/I don't think they should
- 8 don't know
- 9 refuse

**views6**

Do you think persons convicted of domestic violence SHOULD or SHOULD NOT be able to purchase handguns in Indiana?

- 1 should
- 2 should not/I don't think they should
- 8 don't know
- 9 refuse

**views7**

In Indiana, any adult, age 18 and older, can get a permit to carry a concealed weapon after passing a criminal background check.

How much do you favor or oppose a law that would allow only people with a special need, such as police or private detectives, to carry a concealed weapon?

(Do you strongly favor, somewhat favor, somewhat oppose, or strongly oppose?)

- 1 strongly favor
- 2 somewhat favor
- 3 somewhat oppose
- 4 strongly oppose
- 8 don't know
- 9 refuse

**child4**

Under federal law, those under age 21 may not purchase handguns. However, under Indiana law they can get a permit to carry a concealed handgun at age 18.

How much do you favor or oppose raising the minimum age to carry a concealed handgun to 21?

(Do you strongly favor, somewhat favor, somewhat oppose, or strongly oppose?)

- 1 strongly favor
- 2 somewhat favor
- 3 somewhat oppose
- 4 strongly oppose
- 8 don't know
- 9 refuse

**regulat1**

Handguns can have devices which recognize the gun owner and not fire for anyone else. For example, a gun may have a mechanism that prevents it from firing unless it comes into contact with a special ring that the shooter must wear. Such guns reduce the risk of a child or teenager shooting themselves or someone else. In addition, they protect a gun owner if an attacker takes the gun away.

How much do you favor or oppose a law requiring all new handguns sold in Indiana be equipped with such a recognition device?

(Do you strongly favor, somewhat favor, somewhat oppose, or strongly oppose?)

- 1 strongly favor
- 2 somewhat favor
- 3 somewhat oppose
- 4 strongly oppose
- 8 don't know
- 9 refuse

**regulat2**

Handguns can be made so that they cannot be fired by a young child's small hands. This is referred to as childproofing.

How much do you favor or oppose legislation requiring all new handguns sold in Indiana be childproof?

(Do you strongly favor, somewhat favor, somewhat oppose, or strongly oppose?)

- 1 strongly favor
- 2 somewhat favor
- 3 somewhat oppose
- 4 strongly oppose
- 8 don't know
- 9 refuse

**control1**

Currently in Indiana, gun owners do not have to register the guns they own with the state.

How much do you favor or oppose a law in Indiana that would require the mandatory registration of handguns?

(Do you strongly favor, somewhat favor, somewhat oppose, or strongly oppose?)

- 1 strongly favor
- 2 somewhat favor
- 3 somewhat oppose
- 4 strongly oppose
- 8 don't know
- 9 refuse

**control2**

A trigger lock is an attachment that prevents a gun from being fired until the device around the trigger is unlocked and removed.

How much do you favor or oppose a law requiring that all guns be stored with a trigger lock attachment?

(Do you strongly favor, somewhat favor, somewhat oppose, or strongly oppose?)

- 1 strongly favor
- 2 somewhat favor
- 3 somewhat oppose
- 4 strongly oppose
- 8 don't know
- 9 refuse

**control3**

Do you think that mandatory safety training on handling and storing firearms SHOULD or SHOULD NOT be required by law in Indiana for all first time gun buyers?

- 1 should
- 2 should not/I don't think they should
- 8 don't know
- 9 refuse

**general**

Next, I have some questions about your opinions on guns and gun control in general.

**general1**

Do you think that a gun usually makes a home a lot safer, a little safer, a little more dangerous, or a lot more dangerous?

- 1 a lot safer/a lot more safe
- 2 a little safer/a little more safe
- 3 a little more dangerous
- 4 a lot more dangerous
- 8 don't know
- 9 refuse

**general2**

How helpful do you think stricter gun control measures would be in reducing violent crime?

Would they be very helpful, somewhat helpful, not too helpful, or not at all helpful?

- 1 very helpful
- 2 somewhat helpful
- 3 not too helpful
- 4 not at all helpful
- 8 don't know
- 9 refuse

**general3**

Some local governments have sued gun manufacturers for deaths and injuries caused by firearms they manufactured.

How much do you favor or oppose a law in Indiana that would PREVENT city and county governments from suing gun manufacturers for deaths and injuries caused by firearms they manufactured.

(Do you strongly favor, somewhat favor, somewhat oppose, or strongly oppose?)

- 1 strongly favor
- 2 somewhat favor
- 3 somewhat oppose
- 4 strongly oppose
- 8 don't know
- 9 refuse

**demo**

Finally, we have a few questions about you.

**gender**

RECORD RESPONDENT'S GENDER. IF UNSURE, ASK:

Are you male or female?

- 1 male
- 2 female
- 9 refuse

**marit\_a**

Are you currently married?

- 1     yes  
      *skip to party*
- 2     no  
      *skip to marital\_b*
- 8     don't know  
      *skip to party*
- 9     refuse  
      *skip to party*

**marit\_b**

(Are you living with a partner, widowed, separated, divorced, or never married?)

- 2     living with a partner
- 3     widowed
- 4     separated
- 5     divorced
- 6     never married
- 8     don't know
- 9     refuse

**MARCODE**

RESPONDENT'S MARITAL STATUS RECODE

- 1     married
- 2     living with a partner
- 3     widowed
- 4     separated
- 5     divorced
- 6     never married
- 8     don't know
- 9     refuse

**party**

Do you consider yourself a Democrat, Republican, Independent, or something else?

- 1 Democrat
- 2 Republican
- 3 Independent
- 4 something else (ENTER TEXT)
- 6 don't vote/not into politics (VOL)
- 7 no party identity/vote for person not party (VOL)
- 8 don't know
- 9 refuse

**politic**

Regardless of the political party you might favor, when it comes to political views that people hold, do you think of yourself as liberal, moderate, conservative, or do you not think in those terms?

- 1 liberal
- 2 moderate
- 3 conservative
- 4 don't think in those terms
- 8 don't know
- 9 refuse

**educat\_a**

What is the highest grade of school or level of education you have completed?

- 1 no school - 11th grade  
*skip to educat\_b*
- 12 12th grade/high school/diploma/GED
- 13 some college but no degree
- 14 associate/community college/nursing degree (AA/AS)
- 15 bachelor's degree (BA/BS/AB)
- 16 master's degree
- 17 medical, law (JD) or other doctorate degree
- 18 vocational or technical school beyond high school
- 98 don't know
- 99 refuse

**educat\_b**

Do you have a GED or other high school equivalency?

- 1 yes
- 2 no
- 8 don't know
- 9 refuse

**EDU\_CODE**

RESPONDENT'S EDUCATION RECODE

- 1 0 - 11 years
- 2 12 years
- 3 some college
- 4 college degree or higher
- 8 don't know
- 9 refuse

**employ**

Currently, are you working for pay, temporarily unemployed, retired, keeping house, a student, or doing something else?

- 1 working for pay/employed/self-employed
- 2 temporarily unemployed
- 3 retired
- 4 keeping house
- 5 a student
- 6 doing something else (ENTER TEXT)
- 7 not working because of disability (VOL)
- 8 don't know
- 9 refuse

**latino**

Are you of Hispanic, Latino, or Spanish origin?

- 1 yes
- 2 no
- 8 don't know
- 9 refuse

**race1**

Please tell me your race using one or more of the following categories. Please answer yes or no to each.

Are you White?

- 1     yes
- 2     no
- 8     don't know
- 9     refuse

**race2**

Black or African American?

- 1     yes
- 2     no
- 8     don't know
- 9     refuse

**race3**

American Indian or Alaska Native?

- 1     yes
- 2     no
- 8     don't know
- 9     refuse

**race4**

Native Hawaiian or other Pacific Islander?

- 1     yes
- 2     no
- 8     don't know
- 9     refuse

**race5**

Asian?

- 1     yes
- 2     no
- 8     don't know
- 9     refuse

**race6**

Are you another race I have not mentioned?

- 1      yes (ENTER TEXT)
- 2      no
- 8      don't know
- 9      refuse

**income1**

Considering all sources of income and all salaries, was your household's total annual income in 2003 before taxes and other deductions, less than \$50,000, or was it \$50,000 or more?

- 1      less than \$50,000  
*skip to income3*
- 2      \$50,000 or more  
*skip to income2*
- 8      don't know  
*skip to END*
- 9      refuse  
*skip to END*

**income2**

IF NEEDED:

Was it more than \$75,000?

(Considering all sources of income and all salaries, was your household's total annual income in 2003 before taxes and other deductions, more than \$75,000?)

- 1      yes (more than \$75,000)  
*skip to END*
- 2      no (\$50,000 - \$74,999)  
*skip to END*
- 8      don't know  
*skip to END*
- 9      refuse  
*skip to END*

**income3**

IF NEEDED:

Was it less than \$35,000?

(Considering all sources of income and all salaries, was your household's total annual income in 2003 before taxes and other deductions, less than \$35,000?)

- 1     yes (\$34,999 or less)  
      *skip to income4*
- 2     no (\$35,000 to 49,999)  
      *skip to END*
- 8     don't know  
      *skip to END*
- 9     refuse  
      *skip to END*

**income4**

IF NEEDED:

Was it less than \$25,000?

(Considering all sources of income and all salaries, was your household's total annual income in 2003 before taxes and other deductions, more less \$25,000?)

- 1     yes (less than \$25,000)  
      *skip to income5*
- 2     no (\$25,000 to 34,999)  
      *skip to END*
- 8     don't know  
      *skip to END*
- 9     refuse  
      *skip to END*

**income5**

IF NEEDED:

Was it less than \$15,000?

(Considering all sources of income and all salaries, was your household's total annual income in 2003 before taxes and other deductions, more less \$15,000?)

- 1     yes (less than \$15,000)  
      *skip to END*
- 2     no (\$15,000 to 24,999)  
      *skip to END*
- 8     don't know  
      *skip to END*
- 9     refuse  
      *skip to END*

**INCCODE**

HOUSEHOLD INCOME, RECODE

Considering all sources of income and all salaries, what was your household's total annual income in 2003 before taxes and other deductions?

- 1     0 - 14,999
- 2     15,000 - 24,999
- 3     25,000 - 34,999
- 4     35,000 - 49,999
- 5     50,000 - 74,999
- 6     75,000 +
- 8     don't know
- 9     refuse

## Appendix C: Comments of the Respondents

### Firearms: Indiana Firearms Violence Prevention Study 2004 Indiana University Center for Survey Research

#### Open and Miscellaneous Text Responses

This text file is arranged by item name, following the order in which the items were asked in the questionnaire. The text responses for each item are listed with the respondent's case ID.

Text is provided in a number of different circumstances. Open-ended questions are the main instance in which text is recorded. Whenever a question is asked when no defined set of response options is provided, the interviewer records the respondent's response verbatim.

This file also includes text when the respondent chose a valid response option but qualified his or her response with additional information. In these instances, the interviewer codes the selected response option and enters the additional information in a text note for the specific item.

The text for items "ENDQ" through "client" include notes that were made after the substantive portion of the interview was completed. This text generally includes any additional comments that the respondent requested be passed along to the project sponsors, and any information the interviewer felt was important to note when the interview was complete.

We provide the text exactly as the interviewer typed it during the interview. The CSR makes no spelling or grammar changes, in order to avoid unintentionally altering the meaning of the respondent's comments. To adhere to its confidentiality policy, under some conditions, the CSR may delete any identifying information about a respondent. The term "[IRD]" for "identifying reference deleted" is used when this occurs.

To facilitate interviewer administration of the survey as well as provide accurate, verbatim portrayal of respondent answers, interviewers generally type text in lower case. Upper case may be used to mark a text correction. The text also includes interviewer abbreviation of functions, to convey what occurred in the respondent-interviewer interaction.

For example, "SP" means that the interviewer asked the respondent, "Could you be more specific [about your response]?" And, "AO" means that the interviewer asked, "Is there anything else you would like to add?" The latter is generally asked as a follow-up to an open-ended item. Abbreviations may also be used to identify respondents. For example, "MR" refers to a male respondent.

**people**

**First, how would you describe the community where you live? Would you say it is a city, a suburban area, a small town, or a rural area?**

13616f R said he has children who spend a lot of time there. IWER probed, R chose 1.

**childrn3**

**Are you the parent or guardian of the child/children living in your household?**

11810f of two of them it's a two family hh AO: no

**gun2**

**How many guns, total, do you have in your home, car, or garage?**

13188f Somewhere between 5 and 10. AO: no.

**child1**

**Please tell me how much you agree or disagree with the following statement.**

**Gun owners with children under 18 living in their home should be required by law to store all guns unloaded and locked away.**

**Do you strongly agree, somewhat agree, somewhat disagree, or strongly disagree?**

11780f That would all depend on the age of the children and how much education you have provided your children. ao? no.

**child2**

**Some states have Child Access Prevention laws that subject adults to criminal or civil penalties if they fail to store their firearms to prevent access by children under 18. These laws may also make the parent liable for any injury or death resulting from their child's use of a firearm that was not properly secured. How much do you favor or oppose a similar Child Access Prevention law in Indiana?**

**Do you strongly favor, somewhat favor, somewhat oppose, or strongly oppose?**

11780f Parent is always responsible for minor children.

**child3**

**Currently, the minimum age for purchasing a rifle or shotgun in Indiana is 18. How much do you favor or oppose raising the minimum age to 21?**

**Do you strongly favor, somewhat favor, somewhat oppose, or strongly oppose?**

13736f only because our men have to enlist when they are 18. We can't put restrictions on people we already consider adults. AO, no:

**child5**

**Do you feel your children are (child is) more safe or less safe playing in (hanging out in) or visiting a house that you know has a gun, or doesn't it make a difference?**

13360f It depends on the person.

**views5**

**In most states, including Indiana, persons convicted of assault and battery where there was no serious injury or lethal weapon involved are still able to purchase handguns.**

**Do you think persons convicted of such crimes SHOULD or SHOULD NOT be able to purchase handguns in Indiana?**

11827f It depends on the seriousness of the crime committed. Like how much anger was shown at committing the crime. AO: no.

**child4**

**Under federal law, those under age 21 may not purchase handguns. However, under Indiana law they can get a permit to carry a concealed handgun at age 18. How much do you favor or oppose raising the minimum age to carry a concealed handgun to 21?**

**(Do you strongly favor, somewhat favor, somewhat oppose, or strongly oppose?)**

10874f if you are sending kids to war to kill they should be able to carry a concealed handgun earlier then 21. if they can go fight which is no fun... violence. I have no reason to believe that they should not not be able not to have a concealed handgun. war teaches what life and death are about. ao no

**control1**

**Currently in Indiana, gun owners do not have to register the guns they own with the state. How much do you favor or oppose a law in Indiana that would require the mandatory registration of handguns?**

**(Do you strongly favor, somewhat favor, somewhat oppose, or strongly oppose?)**

11440f rural communities and urban areas should be kept separate.

13847f I think the questions are slighted and a little biased for either anti-gun or gun control advocates. I just don't think that all of the information you guys have is correct. AO:

**general1**

**Do you think that a gun usually makes a home a lot safer, a little safer, a little more dangerous, or a lot more dangerous?**

10426f I don't agree that having a gun in the home would make a home any less safe than not having one. It is the people in the home that determine the safety of the home. AO: no.

11075f My answer is that it doesn't really make a difference. AO: no

11914f If I lived by myself then I would answer more safe. If I had kids then it would be more dangerous. AO: no.

**general2**

**How helpful do you think stricter gun control measures would be in reducing violent crime? Would they be very helpful, somewhat helpful, not too helpful, or not at all helpful?**

11421f criminals are still going to be able to get the guns no matter if there's a law or not, they're breaking the law anyway.

**general3**

**Some local governments have sued gun manufacturers for deaths and injuries caused by firearms they manufactured. How much do you favor or oppose a law in Indiana that would PREVENT city and county governments from suing gun manufacturers for deaths and injuries caused by firearms they manufactured.**

**(Do you strongly favor, somewhat favor, somewhat oppose, or strongly oppose?)**

11734f AO: people shoot people, it's not them. I really do not have answer for this.

**party**

**Do you consider yourself a Democrat, Republican, Independent, or something else?**

10016f middle of the line, moderate, in between democrat and republican.

10044f In between both of them. Party affiliation makes no difference. Depends on the person. AO: no.

10086f Exact response 'Independent, I don't really vote so Independent'

10195f Don't like politics. AO? No.

10228f I have a lot of Republican views but they have a lot of views I can't agree with. If I had to answer Republican or Democrat I would have to say Republican. AO: no

10326f Libretarian

10491f im not really either way ao:no

10508f I vote Democrat, but they're all the same to me AO: no

10557f let's not

10603f I'm just not really sure, i guess it just kinda depends on everything AO: no.

10642f uh my personal feelings, I'm not political AO

10660f Don't have a party

10667f Nothing really, but I don't get involved in politics that much at all AO:no

10673f R said he had been lifelong Republican but was dissatisfied with current national and state Republicans and planned to cross over in coming primary to Democrats so considers himself closer to Democrats now

10709f i vote for some democrats and some republicans

10727f im niether of a democrat or a republican i dont even believe in that ao no

10855f something else

10917f don't vote , don't get involved in politics

10927f No Idea. AO: I don't pick a party and I very rarely vote, I don't favor either one.  
10983f anti-government.  
11021f I'm not really involved enough to say, unfortunately I don't vote. AO? No.  
11022f I don't really vote, so I'm not really into politics AO: no  
11089f Too much of an individual to pick one. AO? No.  
11092f I'm for the one that, don't know. Guess I should just run for president. AO:  
I don't have any affiliation, I am just me myself. AO: no.  
11093f I said something else because i have never gone to actually vote" ao:no  
11116f I don't care for our government. I just think it's crap!  
11168f sp. not for either side; and i would not say i am an independent  
11196f no response  
11221f none of the others.  
11261f I'm more Independent now than anything. AO: generally whenever I vote, I vote  
more on the individual than the party. AO: no  
11268f I'm kinda nothing, I vote for whoever's the best AO: no  
11282f Jehovah Witness.  
11371f I see both sides of democrat and republican i just can't decide with one I am  
ao, i vote for what best suits me ao, no.  
11424f I do nothing in politics. AO: well, I don't have anything to do with politics because I'm a  
Jehovah's Witness so we do not get involved in politics. That counts for all Jehovah's witnesses.  
AO: no  
11426f Libertarian. Ao? No.  
11491f basically independent on my own. AO: no.  
11574f I really don't consider myself a Democrat. I don't know. Maybe a Republican. Ao.  
11675f I just go on opinions, so I don't know, A/O:no  
11698f registered voter  
11725f Middle of the road, I guess. I'm not really a Democrat or a republican, it  
depends on the candidates' stance on issues. AO: no  
11761f I don't have a party affiliation. I vote for both Republicans and Democrats.  
11962f Well, I guess I really don't know for sure. I'm a Christian and that'll be my  
answer. I don't vote or anything. AO? No.  
12031f I just said you would ask any more questions.  
12069f I would say I'm not sure what I am actually, I guess I would be all the above. AO? No.  
12104f Liberal. Ao.  
12119f Well, I don't vote. In fact, politics I don't like. AO: all I can say is people promise this and that  
and that and when they get in, they're nothing but a bunch of crooks. AO: no  
12242f As far as what? As how I am towards politicians; Lets put it this way, if a  
common man ran for president, they'd get my vote. AO: no.  
12269f I vote, but I just vote for who I want to  
12370f a christian  
12373f i really dont' favor either party. AO: no.  
12392f I go for the candidate not their polical attachment - i'm not a party favorer..AO.  
12500f No.  
12568f I don't concern myself with politics.  
12595f I don't consider myself anything. I don't consider myself for any political party. AO:no  
12629f More on the fence. AO? No.  
12668f I would really rather not say.  
12700f I guess I am more of Republican, I Don't realy know it depends on whose running.  
12848f DON't really matter.  
12858f I vote for who I think would do the best job. AO. I have no political alignment. AO. nope.  
12890f Naturalist AO? No.

12935f I don't vote at all.  
 13013f Not answering.  
 13068f no  
 13173f I don't vote. ao? no.  
 13289f I probably wouldn't any of them. AO No.  
 13342f a conservative. AO:no  
 13343f I Vote for who I like. AO: No  
 13367f Just a regular mom, housewife. ao? no.  
 13406f nothing, i don't consider myself anything ao: no  
 13430f Liberal  
 13493f I don't know. I don't vote. A/O.  
 13517f not saying.  
 13596f I don't consider myself Democrat or repulican. Because I dont agree w/ any of them. AO: no.  
 13616f I don't feel I'm tied to any body of ideas that I associate with. AO? No.  
 13622f A combination between some Republican ideas and some Democratic ideas AO: no  
 13643f I am conservative but not strongly conservative AO: No SP: I am not all they liberal , I'm not all the way conservative.  
 13744f neutral AO: no  
 13781f I don't think I fit any category. AO: No.  
 13842f I never was into politics Ao:no  
 13863f I just vote for who ever I think is good. AO:no that's it.  
 13898f Just whoever is right for me. a/o no  
 13902f i just im not really i dont really have any select party i kinda look for the candidates platform the base you know my preference on ao i kinda look at the issues from their standpoint and what they believe in and make my decision from that. ao nope

**politic**

**Regardless of the political party you might favor, when it comes to political views that people hold, do you think of yourself as liberal, moderate, conservative, or do you not think in those terms?**

12511f liberal on some issues and conservative on some issues

**employ**

**Currently, are you working for pay, temporarily unemployed, retired, keeping house, a student, or doing something else?**

10039f does not want to specify  
 10137f I get social security. SP:No. AO:No.  
 10461f Not currently working fulltime but will soon be. Working part time job to pay bills. SP: Parttime jobs, plural. AO:No.  
 10503f I'm working on my GED right now and I'm getting ready to go to college. AO: no  
 10562f I'm employed but I am on maternity leave  
 10708f Self employed  
 10734f don't work, depend on Social security.  
 10917f lawn service  
 10919f I'm a stay at home mom  
 11088f I'm self employed housekeeper. Ao? No.  
 11147f non profit org for wild-lifesp no  
 11262f I'm on Social security AO: no.  
 11491f saw mill. AO. no.  
 11574f I work for my brother-in-law. I clean his house. He pays me. AO  
 11734f AO: I am a hair dresser, and I am also a township trustee. AO: no.  
 11855f SO: own our business  
 12462f Pre-term labor. SP:No. AO:No.  
 12574f Self-employed

12581f SP: Just doing some side work for people right now. AO: No.  
12620f I'm on worker's comp for injury.  
12757f I am assisting in a lot of non profit ventures so I am not working for pay. AO: No.  
13140f I'm an inventor. AO: no  
13353f stay at home mom AO:no  
13517f babysitting, go into work for work for half a day for training, paid other half of day. Ao: no  
13863f I'm retired, but I help senior citizens, I'm retired from my job, but in my  
spare time I help senior citizens run errands.  
13872f I go to a old ladies house and take care of her.